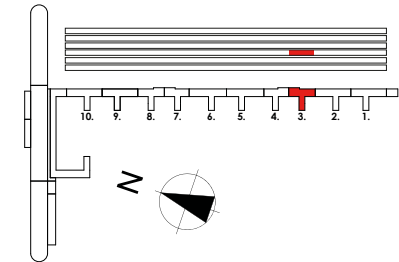
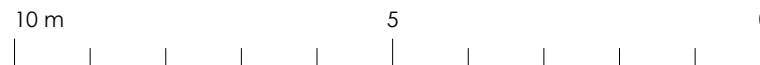
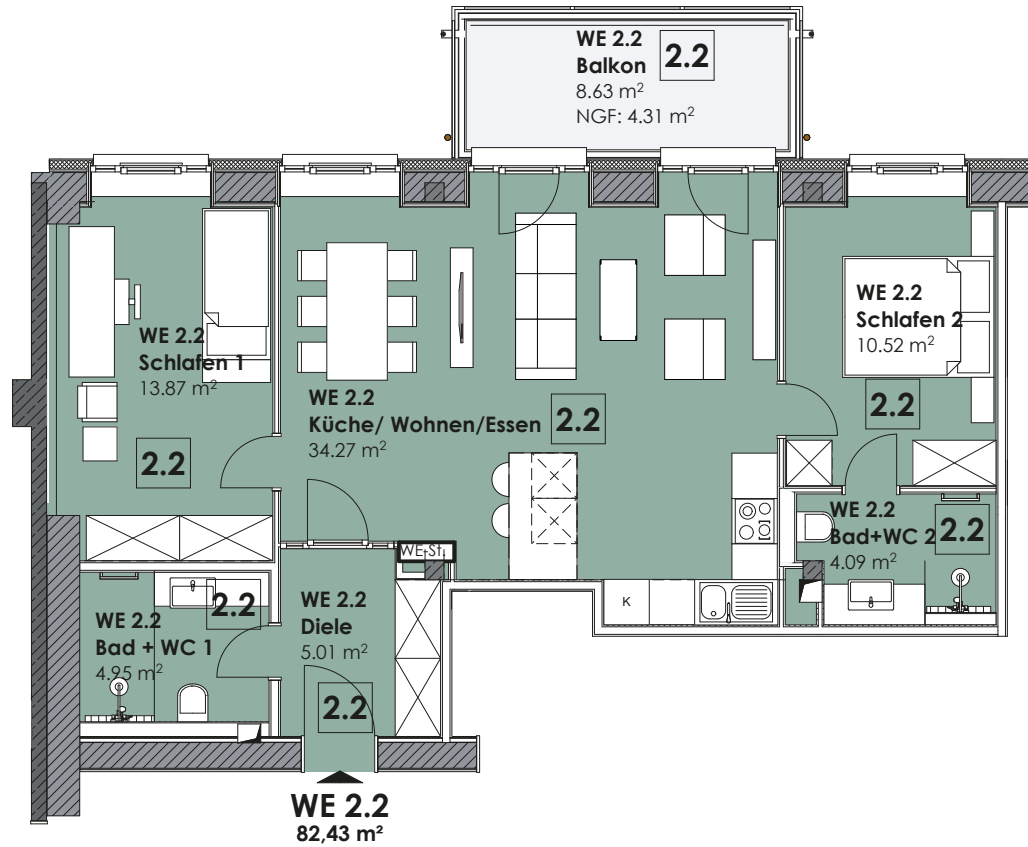


**HAUS Wittow, Aufgang 3**  
**Wohnung 2.2 | 2.OG**



2. OG	
Diele m <sup>2</sup>	5,01
Bad + WC 1 m <sup>2</sup>	4,95
Bad + WC 2 m <sup>2</sup>	4,09
Schlafen 1 m <sup>2</sup>	13,87
Schlafen 2 m <sup>2</sup>	10,52
Küche/Wohnen/Essen m <sup>2</sup>	34,27
Abstellraum 2.OG m <sup>2</sup>	5,41
Balkon m <sup>2</sup> Faktor 0,50 von 3,74 m <sup>2</sup>	7,47